

2023

2024-028

2024 4

(

)

"

"

"

"


"

"

10

1.00

0



.....	1
.....	6...
.....	10
.....	48
.....	71...
.....	77

2023



			300712
			Fujian Yongfu Power Engineering Co., Ltd.
			Yongfu
			3
			350108
			3
			350108
			www.yongfu.com.cn
			yfdb@jyongfu.com

	3	3
	0591-38269599	0591-38269599
	0591-38269599	0591-38269599
	yfdb@jyongfu.com	yfdb@jyongfu.com

	http://www.szse.cn
	http://www.cninfo.com.cn

	61 5

	340,848,769.08	520,600,681.21	358,507,144.80	814,244,713.64
	17,453,882.63	6,728,908.25	6,213,110.09	23,933,315.10
	15,421,039.27	6,572,057.19	6,529,782.08	11,286,391.85
	-117,781,007.03	-82,316,573.90	-177,626,710.64	296,841,380.60

1

2

	2023	2022	2021	
	-138,544.97	9,298,730.51	3,429.59	
	2,434,249.64	16,486,875.27	18,659,418.24	
		2,654.29	18,334.97	
	12,175,636.19			
			306,988.39	

	1,681,939.15	
-1,014,160.81	-173,961.87	-53,786.95
1,417,263.02	14,094,884.36	8,794,256.87

1.								
	3.7	85%		2				12,001.4
	230.6%			9,628.6				88.4%
	4,348.3	72.2%	"	"				7,937
	59.3%			7,219				91%
718.3		9%						2023
	9,675	30.1%						
6,700		38.7%		3,800				27.5%
		"	"					
								IEA 2023
	510	50%						
		2023		40.4GW				
								5
				2023	2028			7,300GW
	APAEC			2025				2021-2025
								35%
2.								



2023

2023 5,275 5.4% 110
 55.0% 220 3.81
 8,497 9.7% 3,097
 36.5% 1.85 7.2%
 3.
 2023

2023 3139 /6687
 2.1 2023 2260 /4870 2022 260%
 EESA
 37.6% 52.4% 97% / 10%
 99% CNESA 2023
 45.6GW
 88%

" "
 / 40

300

2023

EM\$

200

2023 1	2023	
2023 2		
2023 3		
2023 3		

2023

2023	4		
2023		2023	
2023	6		
2023	6		
2023	7		
2023		2023	
2023			
2023	10		
2023	11		

"

"

EPC

1.

1

EP

1

2

EPC

3

220V—± 1100kV

4

H

ASME IEC NFPA BNBC

5

3

" " " " " + " "
" (

1

EM\$

2

3

e

1.

1

2

3D

3

" + " " + " " + " "

+ + "

2

1

2 EPC

EPC

EPC

3

4

"

"

5

3.

1

2 EPC

- Ñ

e

4.

1

2

1.



" " +"
" "
" / 40 " 200

300 2023 EMS 30

1

" "
5,432.92 35.25% 20.34 7.20%

1



2023		2022	
2,034,201,308.73	100%	2,192,058,476.27	100%
2,031,210,689.46	99.85%	2,190,009,635 ⁵³	-7.20%

0.89%

3

4

70MW EPC		27,337.67	27,337.67	0	0	0	22,316.98	27,071.22				
ABC		23,997.95	8,840.13	0	2,918.87	0	8,339.75	6,088.12				
50MW EPC	HDFC SI NPOWER R LI MITED	6,820.07	6,820.07	- 162.11	0	- 162.11	6,820.07	6,557.54				
1× 30MW EPC		24,541.85	27,209.71	0	0	0	24,627.73	20,882.89				
		25,303.15	13,603.15	183.4	0.25	163.47	12,108.56	12,041.24				
800MW		2,498	1,998.4		499.6		1,885.28	1,748.60				
		3,892	3,775.24	0	116.76	0	3,561.55	3775.24				

2

~

2	- æ+e 5•9L€ œ	394	394	0	0	0	371.7	394.0 0
---	---------------------	-----	-----	---	---	---	-------	------------

†G 9 ↓ EY

EPC	41,712.15	41,712.15		0		37,604.6	33,368.74
1000	883.34	883.34	0	0	0	833.34	883.34
	2,062	1,164	624	485.6	588.68	1,098.11	729.65

EPC							
	116,153.32	42,872.44	4,518.75	0	4,134.93	39,230.85	26,910.84
EPC							
	20,080	1,763	0	18,317	0	1,617.43	0
-							
8	2,478	1,115.1	1,115.1	1,362.9	1,051.98	1,051.98	1,115.10
-							
8	679	679	679	0	640.57	640.57	679.00

B

1,000												
3												
1,000				598	0	0	598	0	0	0.00	598	
3												
± 800												
5				2,272	0	0	2,272	0	0	0.00		
EPC				37,037	216.33	216.33	36,820.67	194.42	194.42	370.37		
EPC				40,792.4	522.75	522.75	40,269.65	469.82	469.82	407.92		

26,842.87 494.80

23,997.95

49%

6,374.38

6,820.07

24,006.8

535.05

25,303.15

13,603.4

2,252

425.7

29,979.04

2,499.85

32,292.04

24,791.39

2,088


3,023.81

42,751.4

1,039.257

2,252.03

08.25



42,500 1,250
 4,294.26
 1,944.30
 116,153.32 ,
 42,872.43

5

		2023		2022		
		1,168,406,715.27	71.58%	1,638,700,750.62	93.54%	-28.70%
		167,252,108.91	10.25%	191,083,089.09	10.91%	-12.47%
EPC		988,195,281.18	60.54%	1,425,835,635.37	81.39%	-30.69%
		12,959,325.18	0.79%	21,782,026.16	1.24%	-40.50%
		424,599,081.36	26.01%	73,993,122.00	4.22%	473.84%
		37,944,510.29	2.32%	38,972,743.49	2.22%	-2.64%
		588,360.66	0.04%			
		698,546.26	0.03%	165,583.13	0.01%	321.87%

6

" " " "

7

8

	1, 017, 489, 616. 28
	50. 02%
	0. 00%

5

1		355, 796, 577. 55	17. 49%
2		187, 304, 801. 12	9. 21%
3		164, 294, 908. 03	8. 08%
4		161, 134, 832. 63	7. 92%
5		148, 958, 496. 95	7. 32%
	--	1, 017, 489, 616. 28	50. 02%

	478, 608, 405. 49
	29. 34%
	0. 00%

5

1		134, 570, 776. 83	8. 25%
2		109, 111, 217. 93	6. 69%
3		93, 234, 068. 14	5. 72%
4		80, 987, 689. 21	4. 96%
5		60, 704, 653. 38	3. 72%
	--	478, 608, 405. 49	29. 34%

3

	2023	2022	
	84, 976, 265. 68	72, 299, 532. 33	17. 53%
	136, 540, 173. 41	164, 247, 719. 47	-16. 87%
	28, 080, 499. 91	29, 777, 874. 35	-5. 70%
	92, 605, 203. 78	71, 137, 973. 90	30. 18%



" + "

--

--

-

"

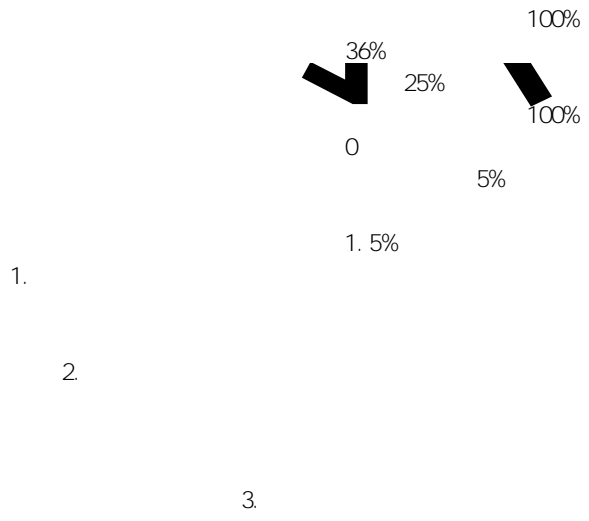
V N 100-00

			3.	
	" 30. 60"		1. 2.	" + "
			1. 100% 2. 100% 3. 100%	" " " "
			1. 2. 100%	
SEsol ar	" "		1. SEsol ar 2.	

"

3

SEsol ar



	2023	2022	2021
	95,779,789.99	71,137,973.90	55,518,296.22
	4.71%	3.25%	3.54%
	3,174,586.21	0.00	0.00
	3.31%	0.00%	0.00%
	5.84%	0.00%	0.00%

5


[Redacted]

[Redacted]

1

1

1



3.

EPC

	21,327,534.35	38.04%		
	-2,223,642.49	-3.97%		
	-1,265,116.75	-2.26%		
	419,883.67	0.75%		
	1,620,570.82	2.89%		
	-18,794,975.45	-33.52%		
	3,851,512.66	6.87%		
	12,567.89	0.02%		

1

	2023		2023		
	727,834,802.78	16.85%	437,159,680.43	12.92%	3.93%
	1,169,575,192.59	27.08%	987,927,453.12	29.20%	-2.12%
	530,470,409.69	13.44%	547,961,73.		

	2023		2023			
	2,915,088.34	0.07%	691,445.85	0.02%	0.05%	

		312.68					0.22%
		642.23					0.46%
		346.17					0.25%
		2,760.91					1.99%
		2,430.93					1.75%
		2,932.45					2.11%

2

4.	148,179,539.71	-2,864,388.67	84,505,651.04	15,000,000.00			160,315,151.04
	148,179,539.71	-2,864,388.67	84,505,651.04	15,000,000.00			160,315,151.04
	10,200,000.00			182,890,928.50	169,106,713.07		23,984,215.43
	158,379,539.71	-2,864,388.67	84,505,651.04	197,890,928.50	169,106,713.07		184,299,366.47
	691,445.85	-2,223,642.49		43,721,106.96	41,093,996.80	2,627,110.16	2,915,088.34

3

2023 12 31 100,790,612.68
 12,459,955.97 8,000
 35,889,320.50

	136,679,933.18	162,174,496.91
	12,467,955.97	0
	149,147,889.15	162,174,496.91

1

65,692,951.20	226,628,709.77	-71.01%

2

3

4

1

2


1

--	--	--	--	--	--	--	--	--



2023

118.28	118.28	-222.36	0	1,951.63	613.28	1,456.63	7.42%
118.28	118.28	-222.36	0	1,951.63	613.28	1,456.63	7.42%



-262.71

62.23

-222.36

-422.84

- 1.
- 2.
- 3.
- 4.
- 5.

--	--

2

5

1



3

" " "

" "

" "

2024

2024

" "

" "

" "

2024

50%

70%

2024

1.


" "

2.

" "



2023



2023 02
68

2023 2 8

2023-

001

21

2023 05
15

" "

0232023 5"
15

202300222

2023 06
88

2022

T

2 --

9

3

3

1

2

2 --

2 --

1

		52			2015 07 22	2024 11 04	120,000	90,000	0	0	210,000	
					2015 07 22	2024 11 04						
		54			2021 11 06	2024 11 04	80,000	60,000	0	0	140,000	
		50			2015 07 22	2024 11 04	80,000	60,000	0	0	140,000	
					2015 07 22	2024 11 04						
					2018 01 10	2024 11 04						
		52			2015 07 22	2024 11 04	80,000	51,000	0	0	131,000	
		55			2021 09 08	2024 11 04	0	0	0	0	0	





		11	11							
		04	04							
		2023	2024							
		07	11							
		14	04							
		2022	2024							
		03	11							
		16	04							
39		2022	2024	20,000	15,000	0	0	35,000		
		03	11							
		16	04							
		2022	2023							
		03	09							
50		16	18	32,000	20,400	0	0	52,400	ω	ρ
		2015	2023							
		07	07							
61		22	14	58,000	51,000	0	0	109,000		
--	--	--	--	--	--	732,000	525,900	0	0	1,257,900

2

1

1971 9

2015 7

9.

1979 11
2018 1 2021 2
2021 2 2022 10 2018
10 2020 12 2021 11
2021 3 2021 3
2021 3 2019 2 2020 6
2020 6 2019 11 2022 1
2022 1 2023 12 2019 11 2022
11 2022 11
1968 11
2010 2013 2024
2024 2013 2019 2016
2019 2017 2020 2018
2021
1973 9
2014 2019 2019 2020
2019 2019 2021
1973 9 2011
2012 2018
2021
2
1978 11
2015 7 2018 4
2018 5 2020 2 2018 10 2021 11
2021 11 2020 2
3 2018 3 2018
2021 3 2021 11
1982 12
2015 7 2018 4
2018 4 2021 3 2021 3 2023 4
2023 4

550



2023

1968 2 2016 8
2018 4 2020 2
2020 2 2021 2
2021 2 2021 11
2021 11 2022 5 2022 5
2015 4 2021 3 2015 4 2021 3
2016 11 2021 8
2021 3 2022 4 2021 3 2022
4 2021 3 2022 4
3
1978 11
2015 7 2018 4 2018
4 2021 11 2018 4 2022 3
2022 3 2023 6
2023 6 2015 3
2015 3 2019 1
2019 9 2022 10 2022 10
2023 4
1970 10
2015 7 2022 3 2022 3 2023 7
2023 7 2021 3
2021 3 2018 5
2017 1 2018 8 2018 4
2020 10 2021 6 2022 4 2021
10 2023 3 2021 11 2023 5
2020 7 2022 6 2022 22
2022 7
1975 9
2015 7 2022 3 2022 3 2023 9
2023 9
2021 8 2019 11 2022 6
2023 10
1971 5
2016 11 2023 7 2023 7
2018 3 2021 3

550

2023

2019 1

2019 11

2018 1

2024 3 29

2018 10.8/100

8s-2.B

1984 8

20

2

88##MD

44

/

1

3

56

18



2023

			2021 03 23		



2022 11 21
 2021 08 09
 2021 11 09

2021 01 20 2023 04 28

2019 11 28
 2020 05 09
 2022 08 12
 2022 06 22
 2022 06 21

2022 08 23

2022 11 16

2021 10 18 2023 03 24

2023 10 25
 2023 10 26
 2023 10 23

2015 05 21

2022 04 21

2022 11 21
 2023 05 25

2018 12 28 2023 10 18
 2018 12 28 2023 05 24

2018 12 28

V

2020 03 06

			2021 05 27	
			2017 06 28	
			2012 05 16	
			2018 12 20	
			2021 11 15	
			2023 04 26	
			2015 04 09	
			2019 01 23	
			2022 10 24	
I	<		2023 04 28	
			2021 10 18	2023 03 24
			2018 05 28	
			2021 11 17	2023 05 09
			2020 07 15	
			2022 06 21	
			2022 07 22	
			2023 10 26	
			2018 06 14	2023 04 23
			2019 01 16	
			2018 04 13	
			2022 09 23	
			2024 03 29	
			2022 11 16	
			2022 12 08	

2 m'

8 /

3
2023

19

1,036.39

			52			101.15	
			54			69.8	
			50			82.88	
			52			0	
			55			0	
			44			62.29	
			55			8	
			50			8	
			50			8	
			45			57.28	
			41			50.33	
			55			38.18	
			45			110.71	
			53			82.88	
			48			130.15	
			52			82.88	
			39			81.96	
			50			45.26	
			61			16.64	
		--	--	--	--	1,036.39	--

-

-

	2023 08 29	2023 08 30	2023-059
	2023 10 12	2023 10 13	2023-072
	2023 10 25	2023 10 26	2023-077
	2023 12 12	2023 12 13	2023-088
	2023 12 25	2023 12 25	2023-095

2

	9	1	8	0	3
	9	1	8	0	4
	9	1	8	0	4
	9	1	8	0	4
	9	1	8	0	0
	9	1	8	0	4
	9	1	8	0	4
	9	1	8	0	4
	9	1	8	0	4





2

↑

”

去

1

E


HSE

20

4

0





- OÄP 10

2022 6 8

2022-054

314.8160

261

2022 6 10

2023 7 14

259

229.3875

2023 7 14

2023 7 21

2023-056

229.3875

259

2023 7 26



2023

									32,000	20,400	0	52,400
									0	0		0
									58,000	51,000	0	109,000
									0	0		0
	--	0	0	0	0	--	0	--	732,000	525,900	0	1,257,900

2

3

4

5

6

2017 10 31

2023 12 31

2

6						

1

		2024 04 27
		ht tp: //www.cni nfo. com cn
		100. 00%
		100. 00%
	1 2 3	1 2 3
	1 0. 5% 0. 5% 0. 5% 10% 10%	< 0. 5% 1% 1% 1% 5% 5% 10%
		1 2 3 100 <100 <500 500
		0
		0
		0
		0

			GB18918—2002 A						
		SO2 NOx		5	DAC01 50mg/Nm ³ SO2 300mg/Nm ³ NOx DAC02 300mg/Nm ³ DAC02 120mg/Nm ³ DAC03 DAC03 120mg/Nm ³ DAC04 DAC04 50mg/Nm ³ DAC05 DAC05 120mg/Nm ³		Ot/a SO2: Ot/a a NOx: Ot/a a	1.66t/a SO2: 7.5 9t/a NOx: 9.9 3t/a	

1.

1

+

GB16297-1996

2

+

GB16297-1996



-	-	-	-	-	-

" " " " "

2 p

“

”


“

”

2023

1

					2017 10 30	2017 10 31 - 2099 12 31
		/	/			
		/	/		2017 10 30	2017 10 31 - 2099 12 31



/ /

1

2

3



4

1

2017 10
30

2017 10
31 -
2099 12
31

2

3

4

30
2017 10

31
15
-
2017 10

· >| e œ(>| @ x#

	7	
	2	1

()



2023

		15				ov. cn/fuj i an /
			10,000			
		0.0054%	53			

κ
ω
ω
ω
—
(ω λ
ε θ

4

5

6

7

1

1

2

3

è

2

	2021 04 28	60,000	2022 07 07	153.7					6		
			2022 07 27	23.97					6		
			2022 05 09	54.97					12		
			2022 07 14	40.99					6		
			2022 07 14	5.28					6		
			2022 07 14	6					6		
			2022 07 14	80					6		
			2022 07 14	76					6		
			2022 07 14	32					6		
			2022 07 14	40					6		
			2022 07 14	5.6					6		
			2022 07 14	58.08					6		
			2022 07 14	47.06					6		

2022			
07	14	75.2	6
2022			
07	14	3.78	6
2022			
07	14	16.72	6
2022			
07	19	55.52	6
2022			
07	19	4.1	6
2022			
07	19	17.73	6
2022			
07	19	5.77	6
2022			
07	19	34.45	6
2022			
07	19	4.88	6
2022			
07	19	17.57	6
2022			
07	19	10	6
2022			
07	19	13.77	6
2022			
08	03	12.99	6
2022			
08	03	7.93	6
2022			
08	03	15.34	6
2022			
08	03	27.54	6
2022			
08	03	6.37	6
2022			
08	03	48.36	6
2022			
08	09	96.74	6

2022			
08	09	28.34	6
2022			
08	12	34.1	6
2022			
08	12	35.01	6
2022			
08	17	15.94	6
2022			
08	17	10.15	6
2022			
08	23	6.68	6
2022			
08	23	934.64	6
2022			
08	23	166.08	6
2022			
08	31	99.99	6
2022			
08	31	7.04	6
2022			
08	31	5.23	6
2022			
08	31	22.99	6
2022			
08	31	10.27	6
2022			
08	31	23.24	6
2022			
09	08	60.48	6
2022			
09	08	17.87	6
2022			
07	04	96.26	6
2022			
07	04	4.02	6
2022			



2023

2022			
07	04	6.55	6
<hr/>			
2022			
07	04	9.02	6
<hr/>			
2023			
10	24	918	6
<hr/>			
2023			
10	24	42	6
<hr/>			
2023			
10	24	30.87	6
<hr/>			
2023			
10	24	35.44	6
<hr/>			
2023			
11	01	17.28	6
<hr/>			
2023			
11	01	151.53	6
<hr/>			
2023			
11	01	219.44	6
<hr/>			
2023			
11	01	4.54	6
<hr/>			
2023			
11	01	82.51	6
<hr/>			
2023			
11	01	45.05	6
<hr/>			
2023			
11	01	150.37	6
<hr/>			
2023			
11	01	5.27	6
<hr/>			
2023			
11	01	133.53	6
<hr/>			
2023			
11	01	33.41	6
<hr/>			
2023			
11	01	34.67	6
<hr/>			
2023			
11	03	18.12	6
<hr/>			
2023			
11	03	152.28	6

2023				
11	03	6.19		6
2023				
11	03	21		6
2023				
11	03	750		6
2023				
11	03	910.5		6
2023				
11	03	26.2		6
2023				
11	03	19.74		6
2023				
11	03	12.43		



2023

2023
12 11 5.66 6

2023
12 11 103.34 6

2023
12 11 38.4 6

2023
12 11 3.44 6

2023
12 11 22.88 6

2023
12 11 5.76 6

2023
12 11 3.88 6

2023
12 11 45 6

2023
12 14 0.64 6

2023
12 14 259.07 6

2023
12 14 5.7 6

2023
12 14 6.75 6

2023
12 14 21.19 6

2023
12 14 22.4 6

2023
12 14 36.37 6

2023
12 14 1.95 6

2022
07 08 1,543.17 6

2022
10 20 46.1 6

2022
10 20 4.99 6

			2022		
			10 20	8.32	6
			2022		
			10 20	74	6
			2022		
			03 31	950	12
2021		2021			
06 09	20,000	06 29	15,275		

9 305 +

			2022 09 15	80				6		
			2022 09 15	80				6		
			2022 09 15	80				6		
			2022 09 15	80				6		
			2022 09 15	80				6		
			2022 09 15	80				6		
			2022 09 15	80				6		
			2022 09 15	80				6		
			2022 09 15	80				6		
			2022 09 15	80				6		
			2022 09 21	66.55				6		
			2022 09 21	35.52				6		
			2022 10 11	51.96				6		
			2022 10 11	31.69				6		
			2022 10 11	47.85				6		
			2022 10 11	24				6		
			2022 10 11	24				6		
			2022 10 11	16				6		



2023

2022			
11	28	7.66	6
2022			
11	28	3.9	6
2022			
11	28	16	6
2022			
11	28	16	6
2022			
11	28	16	6
2022			
11	28	16	6
2022			
11	28	1.04	6
2022			
12	08	3.1	6
2022			
12	08	3.98	6
2023			
01	04	11.1	6
2023			
01	04	10.39	6
2023			
01	04	67.23	6
2023			
01	04	7.51	6
2023			
01	04	29.58	6
2023			
01	04	317.61	6
2023			
01	04	123.58	6
2023			
01	12	125.75	6
2023			
01	12	<5	

2023				
01	12	9.6		6
2023				
01	12	6.73		6
2023				
01	12	4.4		6
2023				
01	12	7.28		6
2023				
01	12	21.56		6
2023				
01	12	15.05		6
2023				
01	12	25.2		6
2023				
01	12	23.82		6

2023					
01	18	14.74			6
2023					
01	18	7.84	F VCS		6
			+ Añ P €€€		
2023					
01	18	141.91			6
2023					
02	24	30.48			6
2023					
03	17	1,427			10
2023					
05	16	45.79			6
2023					
05	16	28.68			6
2023					
05	16	69.13			6
2023					
05	16	78.02			6
2023					
05	29	395.14			6
2023					
06	21	9.66			6
2023					
06	26	9.8			6
2023					
06	26	27.08			6
2023					
06	26	17.			

2023			
06	26	14.19	6
2023			
06	26	5.16	6
2023			
06	26	3.66	6
2023			
07	06	25.3	6
2023			
07	06	34.4	6
2023			
07	06	106.84	6
2023			
07	06	3.66	6
2023			
07	06	3.03	6

2023
07

			2022 09 28	14				6		
			2022 09 28	14				6		
			2022 09 28	14				6		
			2022 09 28	14				6		
			2022 09 28	14				6		
			2022 09 28	14				6		
			2022 09 28	14				6		
			2022 09 28	14				6		
			2022 09 28	14				6		
			2022 09 28	14				6		
			2022 09 28	6.68				6		
			2022 10 25	38.22				6		
			2022 10 25	23.71				6		
			2022 10 25	210				6		
			2022 10 25	210				6		
			2022 10 25	140				6		
			2022 10 25	207.31				6		
			2022 10 25	28.12				6		
			2022 10 25	35				6		

2022			
10	25	35	6
2022			
10	25	35	6
2022			
10	25	35	6
2022			
10	25	35	6
2022			
10	25	35	6
2022			
10	25	10.1	6
2022			
10	27	53.2	6
2022			
10	27	35	6
2022			
10	27	35	6
2022			
10	27	39.86	6
2022			
10	27	40.88	6
2022			
10	27	14	6
2022			
10	27	14	6
2022			
10	27	14	6
2022			
10	27	14	6
2022			
10	27	14	6
2022			
10	27	7.28	6
2022			
10	27	22.31	6

2022			
10	27	20.24	6
2022			
10	27	6.3	6
2022			
10	27	10.45	6
2022			
10	27	5.88	6
2022			
10	27	49.98	6
2022			
10	27	27.03	6
2022			
10	27	26.94	666
2022			
10	27	9.27	6
2022			
11	15	1.4	6
2022			
11	15	66.36	6
2022			
11	15	14	6
2022			
11	15	14	6
2022			
11	15	14	6
2022			
11	15	14	6
2022			
11	15	7	6
2022			
11	15	7	6
2022			
11	15	7	6
2022			
11	15	7	6

			2022 11 15	1.56				6		
			2022 11 15	46.72				6		
			2022 11 15	31.72				6		
			2022 11 15	8.45				6		
			2022 11 15	34.02				6		
			2022 11 15	74.4				6		
			2022 11 15	3.46				3		
			2022 11 15	358.08				6		
			2022 11 15	4.35				6		
			2022 11 23	90.88				6		
			2022 11 23	18.75				6		
			2022 11 23	36.47				6		
			2022 11 23	35.93				6		
			2022 12 01	140				6		
			2022 12 01	210				6		
			2022 12 01	254.71				6		
			2022 12 01	22.6				6		
			2022 12 01	10.5				6		
			2022 12 01	10.5				6		

2022				
12	01	136.72	6	
2022				
12	01	53.84	6	
2023				
02	09	4.77	6	
2023				
02	09	190.4	6	
2023				
02	16	15.46	6	
2023				
02	16	19.31	6	
2023				
02	16	27.74	6	
2023				
02	16	16.56	6	
2023				
08	16	48.46	6	
2023				
08	16	97.55	6	2
2023				
08	-			
05				
05	8	05	10	0 0

05

05 0

2023				
03	02	21.01		6
2023				
03	02	131.22		6
2023				
03	02	350		6
2023				
03	02	321.39		6
2023				
03	02	3.92		6
2023				
03	02	9.38		6
2023				
03	02	6.87		6
2023				
03	02	35.49		6
2023				
03	02	18.27		6
2023				
03	02			

9

2023

03 16 15.28

6

2023				
03	31	64.08		6
2023				
03	31	18.32		6
2023				
03	31	45.8		6
2023				
04	13	104.29		6

			2023 04 13	537.58				6		
			2023 04 13	537.58				6		
			2023 04 20	480				6		
			2023 04 20	572.63				6		
			2023 04 20	96.44				6		
			2023 04 20	4.48				6		
			2023 04 20	7.04				6		
			2023 04 20	47.52				6		
			2023 04 20	55.94				6		
			2023 04 20	15.89				6		
			2023 04 20	6.43				6		
			2023 05 05	11.86				6		
			2023 05 05	8.77				6		
			2023 05 05	43.68				6		
			2023 05 05	28.69				6		
			2023 05 05	6.4				6		
			2023 05 11	43.81				6		
			2023 05 11	38.77				6		
			2023 05 11	18.75				6		

			2023 05 11	327.48				6		
			2023 05 11	5.6				6		
			2023 05 11	153.11				6		
			2023 05 11	22.96				6		
			2023 05 11	42.86				6		
			2023 05 11	42.86				6		
			2023 05 19	8.3				6		
			2023 05 19	32.8				6		
			2023 05 19	166.08				6		
			2023 05 19	22.3				6		
			2023 05 25	25.76				3		
			2023 05 25	15.74				6		
			2023 05 25	36.59				6		
			2023 05 25	8.9				6		
			2023 05 25	27.1				6		
			2023 05 25	55.66				6		
			2023 07 06	50.32				6		
			2023 07 06	13.22				6		
			2023 07 06	13.2				6		

2023				
07	06	6.42		6
2023				
07	06	6.88		6
2023				
07	06	3.84		6
2023				
07	06	66.91		6
2023				
07	06	3.66		6
2023				
07	06	31.99		3
2023				
09	08	8.11		6
2023				
09	08	3.53		6

2023

09 15 28.58

6

5

			2023 09 26	16				6		
			2023 09 26	8.8				6		
			2023 03 30	950				12		
			2023 05 31	468.14				6		
			2023 05 31	4.8				6		
			2023 05 31	7.63				6		
			2023 05 31	4.38				6		
			2023 05 31	40				6		
			2023 05 31	45.87				6		
			2023 05 31	40				6		
			2023 05 31	24				6		
			2023 05 31	31.09				6		
			2023 05 31	7.64				6		
			2023 05 31	4.56				6		
			2023 05 31	42.54				6		
			2023 05 31	7.2				6		
			2023 05 31	8.81				6		
			2023 05 31	11.59				6		
			2023 06 06	114.35				6		

2023					
06	06	355.89		6	€

			2023 08 21	48.03				6		
			2023 08 21	11.17				6		
			2023 08 21	5.54				6		
			2023 08 21	17.84				6		
			2023 08 24	47.08				6		
			2023 08 24	16				6		
			2023 08 24	15.2				6		
			2023 08 24	207.38				6		
			2023 08 24	13.51				6		
			2023 08 24	7.62				6		
			2023 08 24	18.75				6		
			2023 08 24	41.97				6		
			2023 08 24	16.64				6		
			2023 08 24	13.76				6		
			2023 08 24	12.85				6		
			2023 09 01	6.84				6		
			2023 09 01	1.2				6		
			2023 09 01	71.52				6		
			2023 09 01	3.57				6		

			2023 12 29	24.72				6		
			2023 12 29	498.57				6		
			2023 12 29	30.32				6		
			2023 12 29	13.67				6		
			2023 12 29	19.44				6		
			2023 12 29	15.38				6		
			2023 12 29	4.88				6		
			2022 12 19	100				12		
			2023 02 09	400				12		
	2022 10 28	20,000	2023 03 16	200				12		
			2023 04 12	300				12		

			2023 03 30	49				6		
			2023 04 10	28.91				6		
			2023 04 11	1.96				6		
			2023 04 11	1.94				6		
			2023 04 11	24.17				6		
			2023 04 11	35				6		
			2023 04 11	35				6		

2023
04 14 24. 28 6

2023
04 14 30. 2 6

2023
04 21 18. 37 6

2023
04 21 28 6

2023
04 21 28

2023
05 09 28.21 6

2023
05 09 70 6

2023
05 09 14 6

0533

2023 023
05 09 73.39 6

			2023 05 06	300				12	
			2023 05 23	300				12	
			2023 05 26	200				12	
			2023 06 09	300				12	
			2023 05 19	6.41				6	
			2023 05 19	7				6	

			2023 05 19	14				6		
			2023 05 19	14				6		
			2023 05 19	14				6		
			2023 05 19	14				6		
			2023 05 19	14				6		
			2023 05 19	14				6		
			2023 05 19	14				6		



			2023 08 24	500				12	
			2023 08 25	400				12	
			2023 09 28	43.32				6	
			2023 09 28	6.36				6	
			2023 10 26	105				6	
			2023 11 10	30.86				6	

			2023 11 10	28.96				6		
			2023 11 10	9.13				6		
			2023 11 10	1.72				6		
			2023 11 17	46.89				6		
			2023 11 17	29.18				6		
			2023 11 24	17.65				6		
			2023 11 24	21.27				6		

			2023 11 24	70				6	
			2023 11 24	70				6	
			2023 11 24	11.73				6	
			2023 12 11	8.05				6	
			2023 12 28	500				7	
			2023 05 22	89.43				6	

2023
05 22 58.88 6

2023
05 29 18.97 6

2023
05 29 7.77 6

2023
05 29 4.35 6

2023
05 29 526.68 6

2023
06 21 33.11

			2023 06 21	22.8				6		
			2023 06 21	940.03				6		
			2023 06 16	972.7				6		
			2023 06 15	27.35				6		
			2023 06 15	16.18				6		
			2023 06 15	229.59				6		
			2023 06 12	23.13				6		

2023
06 12 19.79

9.3

2023
07 13 860.03 6

2023
07 13 11.44 6

2023
07 13 27.94 6

2023
07 20 277.62 6

2023
07 20 27.21 6

2023
08 07 32.04

			2023 08 07	928.45				6	
			2023 08 16	896.02				6	
			2023 08 16	60.03				6	
			2023 09 07	231.33				6	
			2023 09 07	1.77				6	
			2023 09 07	33.36				6	

			2023 09 07	35.85				6	
			2023 09 07	56				6	
			2023 07 18	950				12	
			2023 07 30	300				12	
			2023 08 10	300				12	
			2023 08 21	500				12	

2023
10 25 0.9 6

2023
10 25 8.27 6

2023
10₃ 25 4.1
0

			2023 12 04	147.46				6	
			2023 12 04	17.5				6	
			2023 12 04	140				6	
			2023 12 04	21.85				6	
			2023 12 04	8.5				6	
			2023 12 04	32.28				6	

			2023 12 04	88.42				6		
			2023 12 04	222.74				6		
			2023 12 04	4.36				6		
			2023 12 04	9.64				6		
			2023 12 15	32				6		
			2023 12 15	336.85				6		
			2023 12 15	9.27				6		

			2023 10 13	69.04				6		
			2023 10 13	0.89				6		
			2023 10 13	28.78				6		
			2023 10 13	80				6		
			2023 10 13	80				6		
			2023 10 13	51.35				6		
			2023 10 13	2.59				6		
			2023 10 13	40				6		
			2023 10 13	40				6		
			2023 10 13	40				6		
			2023 10 13	32.11				6		
			2023 10 13	65.19				6		
			2023 10 13	493.94				6		
			2023 10 13	21.96				6		
			2023 10 13	18.33				6		
			2023 10 13	0.8				6		
			2023 10 13	0.79				6		
			2023 10 19	143.77				6		
			2023 10 19	52.01				6		

			2023 10 26	400				6		
			2023 10 26	9.89				6		
			2023 11 16	3.21				7		
			2023 11 16	3.21				8		
			2023 11 16	4.51				9		
			2023 11 16	15.81				10		
			2023 11 16	13.46				11		
			2023 11 16	231.88				12		
	2023 04 27	500	2023 06 29	500				12		
	2023 04 27	2,000	2023 10 09	115				12		
2023 11 08			110				12			
2023 11 21			110				12			
2023 12 15			126.99				12			
	2023 04 27	20,000	2023 11 22	18				1		
			2023 11 22	421.5				3		

			2023 11 22	415.69				6	
			2023 11 22	409.88				9	
			2023 11 22	404.06				12	
			2023 11 22	398.25				15	
			2023 11 22	392.44				18	

2023
10 13 1,300

2023
10 13 820

B1	125,020	B2	56,216.7
B3	305,520	B4	37,366.17



2023

4



8KDBAN A

2023 00 12

BANDARBAN 70MW(AC)

YONGFU ONE SINGAPORE NEW ENERGY DEVELOPMENT COMPANY PTE. LTD.	Pinnacle Omni Traders Ltd.	Air	Wave
Pvt. Ltd.	BANDARBAN 70MW(AC)	95MWp	
9,754.48	YONGFU ONE SINGAPORE NEW ENERGY DEVELOPMENT COMPANY PTE. LTD.		

1



2023 7 14



2023

						75%	25%
	51,000	65,500	7,500	109,000			2024 1 13 6
						75%	25%
	556,500	434,775	7,500	983,775	--	--	

1

2

2023 7

2,293,875


185,252,160

2023 7 26

187,546,035

3

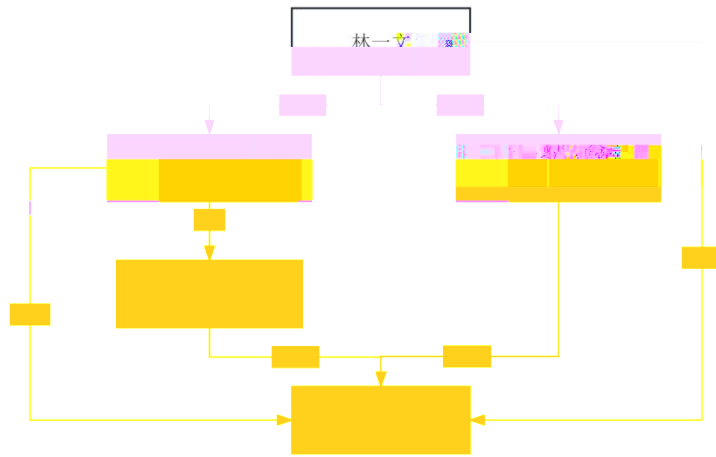
1



0.68%	1,279,200	1,079,200	0	1,279,200	0
0.62%	1,166,550	0	0	1,166,550	0

3

10			



4

80%

5

10%

6

	2024 04 26
	[2024] ZA12294

[2024] ZA12294

2023 12 31

2023

5 1

BOB

Y

	<p>3</p> <p>4</p> <p>5</p>
<p>" 8 "</p> <p>2022</p> <p>2023 12 31</p> <p>29,060.41</p>	<p>1</p> <p>2</p> <p>3</p> <p>4</p> <p>5</p> <p>6</p> <p>2023 12 31</p>
<p>" 37 "</p> <p>" 60 "</p> <p>2023</p> <p>203,420.13</p>	<p>1</p> <p>2</p> <p>3</p> <p>4</p> <p>5</p>

	6
--	---

2023

163

	116,150,796.82	73,761,679.76
	8,747,426.33	26,378.24
	2,421,859,473.15	1,788,032,139.49
	220,770,000.00	150,040,000.00
	16,047,719.24	18,237,252.08
	129,349,399.17	
	24,250,000.00	24,250,000.00
	53,613,028.82	20,624,273.86
	19,145,715.01	
	463,175,862.24	213,151,525.94
	2,885,035,335.39	2,001,183,665.43
	187,546,035.00	185,252,160.00
	631,969,565.97	616,598,228.19
	71,896,009.54	74,281,443.65
	62,503,089.26	59,107,986.06
	436,360,016.68	403,951,119.81
	1,390,274,716.45	1,339,190,937.71
	43,978,486.10	43,074,237.90
	1,434,253,202.55	1,382,265,175.61
	4,319,288,537.94	3,383,448,841.04

2

	2023 12 31	2023 1 1
	300,579,626.50	290,590,410.44

	969,034,262.37	823,713,915.09
	7,385,815.43	10,200,000.00
	11,054,377.45	11,997,922.90
	557,575,419.85	634,005,134.17
	143,723,295.02	99,042,012.35
	566,476,119.85	506,024,461.34
	13,887,333.72	3,974,769.83
	2,569,716,250.19	2,379,548,626.12
	355,124,142.66	330,424,445.17
	160,304,081.92	148,170,039.71
		10,873,059.88
	224,475,054.39	219,182,974.68
		6,795,702.39
	4,166,643.33	7,240,545.75
	18,296,142.27	20,987,373.12
	253,169.89	327,268.33
	32,595,975.43	29,172,928.98
		724,751.46
	795,215,209.89	773,899,089.47
	3,364,931,460.08	3,153,447,715.59
	626,655,677.72	313,868,525.10
	2,915,088.34	691,445.85
	184,209,991.30	155,880,757.11
	699,558,811.01	683,716,181.92
	70,236,754.99	83,141,504.82

	19,116,270.97	7,004,922.00
	1,267,670.52	6,932,017.26
	42,005,794.09	296,629,969.66
	82,933,602.74	71,816,321.44
	2,636,210.68	
	1,731,535,872.36	1,619,681,645.16
	220,770,000.00	150,040,000.00
	2,222,123.12	2,852,260.23
	16,458,520.47	17,583,830.68
	239,450,643.59	170,476,090.91
	1,970,986,515.95	1,790,157,736.07
	187,546,035.00	185,252,160.00
	624,513-㎡	

1.	53,547,494.39	74,098,085.15
" "		
1.	54,329,216.07	83,907,293.68
2.	-781,721.68	-9,809,208.53
	-2,405,409.44	74,573,493.30
	-2,385,434.11	74,577,812.39
	-2,434,495.01	74,059,887.46
1.		
2.		
3.	-2,434,495.01	74,059,887.46
4.		
5.		
	49,060.90	517,924.93
1.		
2.		
3.		
4.		
5.		
6.	49,060.90	517,924.93
7.		
	-19,975.33	-4,319.09
	51,142,084.95	148,671,578.45
	51,943,781.96	158,485,106.07
	-801,697.01	-9,813,527.62
	0.2918	0.4562
	0.2918	0.4477
	0.00	0.00

4

	2023	2022
--	------	------

	4,803,624.63	5,050,000.00
	17,943,083.81	49,002,473.82
	8,280,365.08	32,368,231.24
	42,195,299.66	72,339,516.37
	226,177,292.93	76,450,000.00
	276,652,957.67	181,157,747.61
	-258,709,873.86	-132,155,273.79
	27,025,745.89	37,714,956.80
	776,530,000.00	575,549,377.52
	69,995,073.98	89,996,335.87
	873,550,819.87	703,260,670.19
	379,828,766.44	670,320,838.84
	43,440,474.91	46,035,597.64
	74,569,779.98	88,272,059.02
	497,839,021.33	804,628,495.50
	375,711,798.54	-101,367,825.31
	686,994.50	438,689.91
	43,853,031.01	-101,455,618.46
	172,294,624.69	273,750,243.15
	216,147,655.70	172,294,624.69

7

	2023														
	185,252,160.00				616,598,228.19		74,281,443.65		59,107,986.06		403,951,119.81		1,339,190,937.71	43,074,237.90	1,382,517,561.61

	185,252,160.00				616,598,228.19		74,281,443.65		59,107,986.06		403,951,119.81		1,339,190,937.71	43,074,237.90	1,382,265,175.61
"	2,293,875.00				15,371,337.78		-2,385,434.11		3,395,103.20		32,408,896.87		51,083,778.74	904,248.20	51,988,026.94
							-2,385,434.11				54,329,216.07		51,943,781.96	-801,697.01	51,142,084.95
	2,293,875.00				15,371,337.78								17,665,212.78	1,705,945.21	19,371,157.99
1	2,293,875.00				24,731,870.89								27,025,745.89	1,705,945.21	28,731,691.10
2															
3					-15,244,801.25								-15,244,801.25		-15,244,801.25
4					5,884,268.14								5,884,268.14		5,884,268.14
								3,395,103.20			-21,9		-18,5		-18,5

	3.20	20.3	25.2	25.2
		19.2	16.0	16.0
		0	0	0
1		-		
	3.39	3.39		
	5.10	5.10		
	3.20	3.20		
2				
3				
		-	-	-
		18.5	18.5	18.5
		25.2	25.2	25.2
		16.0	16.0	16.0
		0	0	0
4				
1				
2				
3				
4				

5															
6															
:															
1															
2															
	187, 546, 035. 00				631, 969, 565. 97		71,8 96.0 09.5 4		62,5 03,0 89.2 6		436, 360, 016. 68		1,39 0,27 4,71 6.45	43,9 78,4 86.1 0	1,43 4,25 3,20 2.55

2022


 182,
104,
000.
00

 - m³

	182,104,000.00				537,693,142.82	-296,368.74		47,198,145.40		350,164,065.28		1,116,862,984.76	51,714,923.74	1,168,577,908.50
"	3,148,160.00				78,905,385.37	74,577,812.39		11,909,840.66		53,787,054.53		222,327,952.95	-8,640,685.84	213,687,267.11
					2,903,320.32	74,577,812.39				83,907,293.68		161,388,426.39	-9,813,527.62	151,574,898.77
	3,148,160.00				76,001,765.05							79,149,925.05	1,172,841.78	80,322,766.83
1	3,148,160.00				34,566,796.80							37,714,956.80	1,172,841.78	38,887,798.58
2														
3					46,237,275.29							46,237,275.29		46,237,275.29
4					-4,802,307.04							-4,802,307.04		-4,802,307.04

									11,9 09,8 40.6 6		- 30,1 20,2 39.1 5		- 18,2 10,3 98.4 9		- 18,2 10,3 98.4 9
1									11,9 09,8 40.6 6		- 11,9 09,8 40.6 6				
2															
3											- 18,2 10,3 98.4 9		- 18,2 10,3 98.4 9		- 18,2 10,3 98.4 9
4															
1															
2															
3															
4															

5								
6								
1								
2								
	185,252,160.00	616,598,228.19	74,281,443.65	59,107,986.06	403,951,119.81	1,339,937.71	43,074,237.90	1,382,265,175.61



185,2
52,16
0.00

609,1
42,27
1.12

74,26
4,533
.75

59,10
7,986
.06

435,5
23,02
8.59

1,363
,289,
979.5
2

,03



82

					, 268 14							, 268 14
									3, 395 , 103. 20	- 21, 92 0, 319 . 20		- 18, 52 5, 216 . 00
1									3, 395 , 103. 20	- 3, 395 , 103. 20		
2										- 18, 52 5, 216 . 00		- 18, 52 5, 216 . 00
3												
1												
2												
3												
4												





		. 66	
2		-	-
		18, 21	18, 21
		0, 398	0, 398
		. 49	. 49
3			



1							
2							
	185,2 52,16 0.00	609,1 42,27 1.12	74,26 4,533 .75	59,10 7,986 .06	435,5 23,02 8.59	1,363 ,289, 979.5 2	

2023 12 31

45.53%

2023 12 31

0.11%

39.9%

33.51%

2024 4 26

1

15 ---

2

11

24

29

37

"

"

4

1

2023 12 31

2023

2

1 1 12 31

3

12

4



YONGFU SINGAPORE NEW ENERGY DEVELOPMENT COMPANY PTE. LTD. YONGFU ONE SINGAPORE NEW ENERGY DEVELOPMENT COMPANY PTE. LTD. YONGFU THREE SINGAPORE NEW ENERGY DEVELOPMENT COMPANY PTE. LTD.

YONGFU TOW VIETNAM NEW ENERGY DEVELOPMENT COMPANY LIMITED 9

6

MZ < :] 6
E

!

#Qa D

7

1.

2.

3

4

8

9

10

1.

2.

2

1

2

3

4

5

6

3.

1
2

1
2

4.

"

14 ---

21 ---

30

12



12

13

14

15

16

1

2

" 11 "

17

1.

2.

3.

4.

2

19

20

21

22

1.

2

1

2

3

1

2

24

1

1

1

2

2

2






20-40	5	4.75-2.38
8	5	11.88
5	5	19.00
5-10	5	19.00-9.50
5-10	5	19.00-9.50
5-10	0	20.00-10.00
25	5	3.80

2

1.

-



31

	5	

32

33

1

2

1

» ž ?ô | 5d4° * !Ñ "

4

34

1

2

3

•

•

35

ò ì

2

A EPC
EPC

B ④

3

2

3

1

2

40

/

()

()

•

•

()

•
•

41

1

1.

1

“ 30 ”

2

3

12

4

2

1

2

" 11 "

" 11 "



2023

		77,829.19	186,293.90	174,928.06	176,646.14
"		9,471.74	2,222.80		
		101,406.67	-202,499.80	1,908.98	-196,312.40

2

3 2023

1

44

15

(2023 12)
2027 12 31

25%


20%

16

(2023 12)
2027 12 31

25%

20%



0%

0>

2

2

3

4

1

	6,000,000.00	
	6,000,000.00	

2

	6,000,000.00	100.00%			6,000,000.00					
	6,000,000.00	100.00%			6,000,000.00					

3

4

5

	50,000,000.00	6,000,000.00
	220,000,000.00	



WIMICO

2023

4

5

	75, 429, 183. 00	84, 186, 781. 24	159, 615, 964. 24	8. 33%	4, 739, 562. 86
	49, 789, 245. 61	60, 825, 520. 39	110, 614, 766. 00	5. 78%	5, 374, 177. 25
	54, 969, 808. 62	40, 510, 753. 86	95, 480, 562. 48	4. 99%	3, 153, 597. 97
	71, 329, 109. 61	12, 104, 979. 97	83, 434, 089. 58	4. 36%	7, 253, 960. 76
	20, 474, 320. 73	49, 479, 706. 23	69, 954, 026. 96	3. 65%	2, 484, 931. 72
	271, 991, 667. 57	247, 107, 741. 69	519, 099, 409. 26	27. 11%	23, 006, 230. 56

6

1

	568, 372, 017. 71	5, 683, 720. 17	562, 688, 297. 54	545, 863, 293. 29	5, 458, 632. 93	540, 404, 660. 36
	19, 285, 226. 15	1, 503, 114. 00	17, 782, 112. 15	8, 020, 155. 04	463, 084. 49	7, 557, 070. 55
	587, 657, 243. 86	7, 186, 834. 17	580, 470, 409. 69	553, 883, 448. 33	5, 921, 717. 42	547, 961, 730. 91

2Å



1	150, 907, 017. 58
2	105, 443, 111. 96
3	105, 420, 636. 67
4	53, 775, 125. 28

	587,657,243.86	100.00%	7,186,834.17	1.22%	580,470,409.69	553,883,448.33	100.00%	5,921,717.42	1.07%	547,961,730.91
	587,657,243.86	100.00%	7,186,834.17		580,470,409.69	553,883,448.33	100.00%	5,921,717.42		547,961,730.91

1

	568,372,017.71	5,683,720.17	1.00%
	19,285,226.15	1,503,114.00	7.79%
	587,657,243.86	7,186,834.17	

4

			/	
	225,087.24			
	1,040,029.51			
	1,265,116.75			--

--	--	--	--	--

5

7

1

	23,984,215.43	10,200,000.00
	23,984,215.43	10,200,000.00

2

	12			
2023	1	1		

3

--	--	--	--	--

4

5

	26,923,773.00	
	26,923,773.00	

6

--	--

--	--	--	--	--	--

7

	10,200,000.00	182,890,928.50	169,106,713.07		23,984,215.43	
	10,200,000.00	182,890,928.50	169,106,713.07		23,984,215.43	

8

8

	294,959,483.55	286,089,784.73
	294,959,483.55	286,089,784.73

1

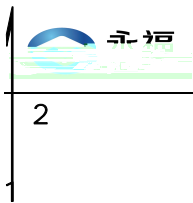
1

--	--	--

2

--	--	--	--	--


3



2

()		
-----	--	--

2



3

1

	290,604,078.19	290,604,078.19
	16,700,173.97	26,658,211.78
	13,131,671.55	6,165,300.00
	3,213,229.97	848,037.50
	1,231,238.51	4,033,951.50
	1,985,005.25	964,623.04
	326,865,397.44	329,274,202.01

2

1	1	24,130,583.95	86,372,971.79
1	2	62,684,426.41	201,650,973.75
2	3	199,203,768.77	40,468,731.47
3		40,846,618.31	781,525.00
3	4	40,304,178.31	121,900.00
4	5	66,800.00	33,900.00
5		475,640.00	625,725.00
		326,865,397.44	329,274,202.01

3

	290,604,078.19	88.91%	27,865,002.79	9.59%	262,739,075.40	290,604,078.19	88.26%	40,040,638.98	13.78%	250,563,439.21
	36,261,319.25	11.09%	4,040,911.10	11.14%	32,220,408.15	38,670,123.82	11.74%	3,143,778.30	8.13%	35,526,345.52
	326,865,397.44	100.00%	31,905,913.89		294,959,483.55	329,274,202.01	100.00%	43,184,417.28		286,089,784.73

1

	278,260,963.70	38,339,953.31	278,260,963.70	26,681,464.96	9.59%
	12,343,114.49	1,700,685.67	12,343,114.49	1,183,537.83	9.59%



2023

	290,604,078.19	40,040,638.98	290,604,078.19	27,865,002.79		
--	----------------	---------------	----------------	---------------	--	--

2022

12,175,636.19



--	--	--	--	--

5

	5,000.00

--	--	--	--	--	--

6

--

	1-2 : 43,915,800.00	
278,260,963.70	2-3 : 194,610,563.70	85.13% 26,681,464.96
	3-4 : 39,734,600.00	

1	15,897,734.72	77.18%	16,064,434.85	72.54%
1 2	1,177,536.19	5.72%	5,766,215.91	26.04%
2 3	3,374,254.20	16.38%	314,214.15	1.42%
3	148,388.28	0.72%		
	20,597,913.39		22,144,864.91	

1

2

		(%)
	3,333,360.00	16.18%
	1,921,928.93	9.33%
	1,649,744.19	8.01%
	1,091,823.01	5.30%
	1,061,679.25	5.15%
	9,058,535.38	43.97%

--	--	--	--	--	--	--	--	--	--

--	--	--	--	--	--	--	--	--	--

2

3

	12	()	()						
2023 1 1									

4

--	--	--	--	--	--	--	--	--	--

15

1

--	--	--	--	--	--	--	--	--	--

	89,806,597.93	89,796,580.42	10,017.51		69,806,597.93		
	25,974,112.20	21,645,090.34	4,329,021.86		15,974,112.20		
	20,462,828.99	27,689,413.42		- 7,226,584.43	462,828.99		
	11,069.12	9,500.00	1,569.12		1,569.12		
	14,460,309.43			- 539,690.57	- 539,690.57		
					- 3,800,000.00		
	160,315,151.04	148,179,539.71	4,940,608.49	- 7,804,997.16	89,144,834.28	- 4,639,183.24	

--	--	--	--

--	--	--	--	--	--	--



Fuzhou Green Energy Corporation	-	194,720.00	-
	13,841.55		10,985.38

2

3

--	--	--	--	--	--	--

4

--	--	--

21

	268,394,831.47	232,483,205.14
	268,394,831.47	



--	--	--	--	--	--	--	--	--

2

--	--	--	--	--	--

3

--	--

4

--	--	--

5

6

--	--	--

22


	327,522,806.21	289,174,044.77
	271,979.76	453,435.62
	327,794,785.97	289,627,480.39

1

22				6,795,702.39		6,795,702.39
	295,678,853.63		295,678,853.63	268,712,328.51		268,712,328.51

65MW	27,411,492.47		27,411,492.47	13,666,013.87		13,666,013.87
1.8128MW	4,299,952.52		4,299,952.52			
	80,775.33		80,775.33			
BANDARBAN70M W(AC)	51,732.26		51,732.26			
	327,522,806.21		327,522,806.21	289,174,044.77		289,174,044.77

2


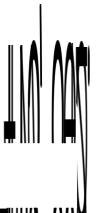




2023

1.	3,036,373.36	3,245,239.25	448,549.43	6,730,162.04
2	6,092,044.34		480,597.61	6,572,641.95
1	6,092,044.34		480,597.61	6,572,641.95
—				
3.				

				156,066.26		5		01	
3.						75,495.17	90,937.07	166,432.24	
1						75,495.17	90,937.07	166,432.24	
4.	31,605,386.30	2,648,400.00	16,100.00	10,088,700.00	2,354,839.51	27,218,239.60	17,993,379.02	91,925,044.43	
1.	2,672,458.03	457,505.91							





3

	00		

--	--	--	--

4

--	--	--	--

			8%
			23.53%
1,032,758.36	2,160,000.00	5	7.25%
			17.14%
			12.44%
			5.49%
			23.9%
2,859,823.93	28,440,000.00	5	6.87%
			8.6%
			12.01%
15,288,279.43	21,640,000.00	5	



2023

1 100%

2

[[2024] 0132

[[2024] 0131]

5

28



	22, 588, 127. 02	2, 028, 153. 70	13, 106, 040. 97	1, 598, 662. 67
	134, 166, 460. 20	33, 541, 615. 05		
	279, 438, 605. 06	53, 613, 028. 82	142, 816, 829. 26	20, 624, 273. 86

3

		73, 401, 598. 92		37, 636, 148. 09
		53, 613, 028. 82		20, 624, 273. 86

4

		62, 486, 280. 89	39, 408, 964. 27
		69, 754, 839. 60	59, 604, 843. 78
		132, 241, 120. 49	99, 013, 808. 05

5

2023		2, 604, 026. 04	
2024	2, 437, 364. 83	3, 926, 705. 14	
2025	5, 072, 558. 23	11, 587, 893. 98	
2026	6, 172, 357. 97	6, 354, 095. 51	
2027	16, 877, 415. 13	35, 132, 123. 11	
2028	10, 380, 520. 39		
2029	28, 814, 623. 05		
	69, 754, 839. 60	59, 604, 843. 78	

30

--	--	--	--

26, 007, 160. 28

 26, 007, 160. 2
8 -6





--	--	--

39

1

	16, 678, 665. 08	314, 27

	655,253.52	960,086.39
	167,571.06	436,842.27
	163,538.62	433,172.80
	334,547.29	328,521.93
	346,585.19	433,230.65
	14,255.28	9,000.00
6		73,442.00
	57,289.97	17,231.41
	12,698,591.39	17,322,822.40

41

42

	79,693,319.15	66,119,546.05
	30,534,714.49	
	5,922,763.18	7,642,133.71
	116,150,796.82	73,761,679.76

43

	2,747,426.33	26,378.24

	16,047,719.24	18,237,252.08
--	---------------	---------------

47

	129,349,399.17	
	129,349,399.17	

1

	15,061,580.24	
	114,287,818.93	
	129,349,399.17	

2

48

49

50

	24,250,000.00			24,250,000.00	
	24,250,000.00			24,250,000.00	

51

				19,145,715.01	

	74,264,533.75	- 2,864,388.67			- 429,893.66	- 2,434,495.01		71,830,038.74
	74,264,533.75	- 2,864,388.67			- 429,893.66	- 2,434,495.01		71,830,038.74
	16,909.90	29,085.57				49,060.90	- 19,975.33	65,970.80
	16,909.90	29,085.57	8.57M DIS	BB	Б ЛЧБЕ № € Д	49,060.90	- 19,975.33	65,970.80
	74,281,443.65	- 2,835,303.10			- 429,893.66	- 2,385,434.11	- 19,975.33	71,896,009.54

57

58



4.90

1 3,240.18
 2 0.00
 3 0.00
 4 0.00
 5 0.00
 60

	2,031,210,689.46	1,631,538,667.58	2,190,009,635.53	1,751,666,616.11
	2,990,619.27	698,546.26	2,048,840.74	165,583.13
	2,034,201,308.73	1,632,237,213.84	2,192,058,476.27	1,751,832,199.24

2023年12月31日止的资产总额

1' 1'

988'

1' 9318' 23

1' 1'



Y-6

16.

	443,153.02	1,688,974.83
	301,551.73	331,834.34
	5,401,185.76	9,221,757.12

62

	94,008,603.53	69,937,455.90
	17,715,251.58	14,742,115.30
	9,024,185.26	14,548,582.03
	7,825,259.58	4,253,729.85
	6,849,363.03	6,473,181.68
	4,059,252.68	5,575,559.11
	3,131,928.77	2,395,379.30
	2,718,237.36	2,526,384.63
	1,421,086.47	1,021,221.00
	1,276,389.52	256,384.74
	932,295.36	918,609.98
	516,181.66	1,362,804.76
	365,246.27	420,672.32
	-15,244,801.25	38,998,081.37
	1,941,693.59	817,557.50
	136,540,173.41	164,247,719.47

63

8

	26,854,750.54	28,598,110.29
	11,604,022.38	7,748,886.05
	10,285,105.64	7,328,518.71
	18,241,974.29	11,123,542.29
	7,407,341.82	8,487,231.69
	3,732,461.91	2,673,4-È91



	92,605,203.78	71,137,973.90
--	---------------	---------------

65

	29,856,125.95	30,232,213.96
	819,509.40	1,121,927.45
	4,104,358.91	3,028,942.77
	-947,465.43	-2,545,571.82
	3,276,198.30	5,120,174.98
	28,080,499.91	29,777,874.35

66

	2,434,249.64	16,400,653.04
	1,204,892.16	13,899,646.43
	203,994.65	195,237.93
	8,376.21	
	3,851,512.66	30,495,537.40

67

68

	-2,223,642.49	-1,623,735.66
	-2,223,642.49	-1,623,735.66


69

	24,323,398.07	24,593,295.85
		8,502,697.79
	-2,627,110.15	-6,832,437.04
		1,681,939.15
	-368,753.57	
	21,325,322.47	



75

1





127,954,751.67

100,776,940.48
37,217,149.06




2023

" "	- 185, 907, 278. 07	- 400, 576, 261. 52
" "	71, 177, 531. 04	166, 052, 627. 32
	- 30, 251, 044. 43	39, 421, 651. 57
	- 80, 882, 910. 97	184, 410, 529. 77
2		
	3, 249, 707. 50	28, 493, 090. 47
3		
	578, 686, 913. 63	274, 985, 183. 52
	274, 985, 183. 52	356, 997, 660. 67
	303, 701, 730. 11	- 82, 012, 477. 15

2

1



7

79

80

1

				53,604,151.56
		5,814,934.62	7.08270	41,185,437.45
	1	8,858,573,894.34	0.00028727	2,544,802.52
	2	1,131,287,431.00	0.00029039	328,514.56
	1	24,261,959.89	0.12840	3,115,235.64
	2	61,658.00	0.12790	7,886.06
	1	20,611,348.35	0.06496	1,338,913.19
	2	78,205,571.31	0.065	5,083,362.14
				69,196,963.05
		4,685,308.68	7.08270	33,184,635.79
	2	18,375,782,352.70	0.00029039	5,336,143.44
	1	90,920,157.63	0.12840	11,674,148.24
	1	289,438,461.00	0.06496	18,801,922.43
	2	3,078,663.80	0.065	200,113.15
				2,248,864.23
	2	502,000,000.00	0.00029039	145,775.78
	1	2,175,069.43	0.12840	279,278.91
	1	1,600,000.00	0.06496	103,936.00
	2	26,428,688.20	0.065	1,717,864.73
		373.58	5.3772	2,008.81
				6,598,313.01
		10,000.00	7.08270	70,827.00
	1	5,800,140,000.00	0.00028727	1,666,206.22
	2	2,786,343,212.00	0.00029039	809,126.20
		31,558,828.62	0.12840	4,052,153.59
				789,370.64



2023

1	6,145,215.24	0.1284	789,045.64
2	5,000.00	0.0650	325.00

1

2

2

YONGFU SINGAPORE NEW ENERGY DEVELOPMENT COMPANY PTE. LTD. YONGFU ONE SINGAPORE NEW ENERGY DEVELOPMENT COMPANY PTE. LTD. YONGFU THREE SINGAPORE NEW ENERGY DEVELOPMENT COMPANY PTE. LTD.


YONGFU TWO VIETNAM NEW ENERGY DEVELOPMENT COMPANY LIMITED VIETNAM YONGFU OPERATION AND MAINTENANCE COMPANY LIMITED

YONGFU PHILIPPINE NEW ENERGY MANAGEMENT LTD. INC.

BANGLADESH YONGFU OPERATION AND MAINTENANCE COMPANY LIMITED. BD LAMA SOLAR LIMITED.

81

1



2

	907,681.79	
	907,681.79	

3

82

	68,576,601.58	59,679,241.46
	21,071,470.67	3,067,352.89
	5,505,499.80	8,081,781.10
	626,217.94	309,598.45
	95,779,789.99	71,137,973.90
	92,605,203.78	71,137,973.90
	3,174,586.21	

1

	1	

		5					5
		3,174,586 .21			2,509,677 .66		664,908.5 5

EMU	100%	2023 12 31		2023 01 05	
	100%	2023 12 31		2023 01 03	

2

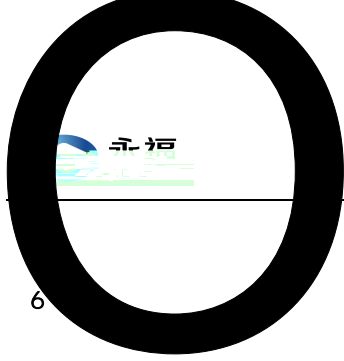
1

1

2

3

4



2023

6

2

1

2

3

3

4

5

VO

f

永和豆浆



PTE. LTD.							
YONGFU PHILIPPINE NEW ENERGY MANAGEMENT LTD. INC.	52,000,000 .00				100.00%		
	50,000,000 .00				100.00%		
	10,000,000 .00					55.00%	
	10,000,000 .00					100.00%	
	10,000,000 .00					100.00%	
	5,000,000. 00					100.00%	
	10,000,000 .00					100.00%	
	10,000,000 .00					100.00%	
	5,000,000. 00					100.00%	
	5,000,000. 00					100.00%	
	10,000,000 .00					100.00%	
	5,000,000. 00					100.00%	
	10,000,000 .00					100.00%	
	10,000,000 .00					100.00%	
	10,000,000 .00					100.00%	
	35,000,000 .00					100.00%	
	10,000,000 .00					100.00%	
	10,000,000 .00					100.00%	

	1,000,000.00					100.00%	
	10,000,000.00					100.00%	
	5,000,000.00					100.00%	
	10,000,000.00					100.00%	
	10,000,000.00					100.00%	
	10,000,000.00					100.00%	
	10,000,000.00					100.00%	
	5,000,000.00					100.00%	
	10,000,000.00					100.00%	
	5,000,000.00					100.00%	
	10,000,000.00					100.00%	
	5,000,000.00					100.00%	
	1,000,000.00					100.00%	
	600,000.00					100.00%	
	500,000.00					100.00%	
	600,000.00					100.00%	
	500,000.00					100.00%	
	600,000.00					100.00%	
	500,000.00					100.00%	

	50,000,000.00	51.00%
BANGLADESH YONGFU OPERATION AND MAINTENANCE COMPANY LIMITED.	50,000.00	53.45%
	35,000,000.00	72.00%

49.00%
(

78,399.09

5,655,272.92

4

5

2

1

2

3

1

				20.00%		
					17.93%	

2

3

	/		/	
	607,574,970.68	393,199,918.56	644,270,172.45	310,755,581.99
	18,040,993.66	503,978,033.24	14,515,228.08	433,731,443.09
	625,615,964.34	897,177,951.80	658,785,400.53	744,487,025.08
	365,310,632.31	109,709,933.50	435,625,299.25	81,557,669.23
	46,896.66	295,702,994.73		243,898,934.01
	365,357,528.97	405,412,928.23	435,625,299.25	325,456,603.24
		4,254,027.04		4,787,682.28
	260,258,435.37	487,510,996.53	223,160,101.28	414,242,739.56
	52,051,687.07	87,402,921.50	43,942,640.78	74,267,095.32
	12,397,873.48	543,331.30	11,913,639.30	328,743.95
--	10,813,102.55		10,813,102.55	
--			-484,234.18	-214,587.35

--	1, 584, 770. 93	543, 331. 30	1, 584, 770. 93	543, 331. 30
	64, 449, 560. 55	87, 946, 252. 80	55, 856, 280. 07	74, 595, 839. 27
	962, 106, 097. 52	336, 503, 572. 80	692, 656, 297. 97	290, 785, 217. 93
	47, 235, 858. 88	72, 734, 601. 73	59, 559, 176. 07	91, 574, 581. 50
	47, 235, 858. 88	72, 734, 601. 73	59, 559, 176. 07	91, 574, 581. 50
	5, 238, 846. 52		1, 262, 529. 29	

4

	/	/
	6, 650, 557. 39	3, 896, 184. 02
--	352, 199. 10	391, 926. 35
--		486. 66
--	352, 199. 10	392, 413. 01

5

6

Energy Transform Development Corporation		- 890, 537. 66	- 890, 537. 66



2023

2

12

	1	1-2	2-5	5		
	795,853,239.88				795,853,239.88	781,923,432.37
	433,909,673.46				433,909,673.46	433,909,673.46
	866,811,541.12				866,811,541.12	866,811,541.12
	79,994,432					

2

	41,185,437.45	12,418,714.11	53,604,151.56	17,037,741.34	9,390,413.95	26,428,155.29
	33,184,635.79	36,012,327.26	69,196,963.05	81,963,652.73	8,231,601.35	90,195,254.08
		2,248,864.23	2,248,864.23		453,883.75	453,883.75
				5,618,573.64		5,618,573.64
	70,827.00	6,527,486.01	6,598,313.01		16,017,128.51	16,017,128.51
		789,370.64	789,370.64		164,503.83	164,503.83

3

mí

		700,488,450.00	6 9	
		270,000,000.00		
		970,488,450.00		

2

		694,488,450.00	-368,753.57
		270,000,000.00	
		964,488,450.00	-368,753.57

3

1

	--	--	--	--
1		23,984,215.43		23,984,215.43
			160,315,151.04	160,315,151.04
		23,984,215.43	160,315,151.04	184,299,366.47
	2,915,088.34			2,915,088.34
	2,915,088.34			2,915,088.34
	2,915,088.34			2,915,088.34
	--	--	--	--

2

3

	23,984,215.43			

4

5

6

7

8

9

1

2023 12 31

45.53%

2023 12 31

0.11%

39.9%

33.51%

2

"

"

Corporation					
-------------	--	--	--	--	--

/

		49,094.53	210,813.17
		11,320.75	11,320.75
		35,722.98	1,456,975.58
		5,136,173.91	3,479,056.58
		27,169.81	60,742.90
		6,674,783.61	984,430.39
		244,324.23	11,105,646.55

2

/

/

/

/	/	/	/	/	/	/
---	---	---	---	---	---	---

/

/

/	/	/	/	/	/	/
---	---	---	---	---	---	---

/

3

		228,571.44	228,571.44
		21,333.34	34,857.16

				257,400.00	12,417.21				128,700.00	8,392.55	491,885.22
--	--	--	--	------------	-----------	--	--	--	------------	----------	------------


4

				111,605,830.21	2023	02	09	2024	12	19	
				62,929,007.99	2023	07	06	2024	06	15	
				23,770,000.00	2023	03	17	2024	03	29	
				128,643,798.32	2023	07	06	2024	06	29	
				32,092,500.00	2023	11	22	2025	11	22	
				4,619,911.80	2023	10	09	2024	12	15	
				10,000,000.00	2023	06	29	2024	12	18	

15 * - 1.11 A enja 000(0E




229,890,000.00	2023	03	22	2024	12	22
93,685,185.82	2021	05	27	2025	12	31
40,914,175.11	2021	06	03	2024	09	30
1,878,720.00	2023	06	26	2024	04	27
11,116,524.67	2023	06	01	2024	06	05
79,320,000.00	2022	01	04	2024	12	26
80,733,440.48	2023	09	26	2024	06	30
25,030,492.						



2023

1, 036. 39	1, 106. 37





2023

		6,916,644.28	1,005,462.16
		1.00	

7

8

1

				2,293,875	34,866,900.00	2,461,125	37,028,700.00
				2,293,875	34,866,900.00	2,461,125	37,028,700.00

3

4

	- 15, 244, 801. 25	0. 00
	- 15, 244, 801. 25	0. 00

5

6

1

2

1

2023 72 1851 " " 2023 10 7

" "

" "

W ~

≠


5

Ô

É

1, 8. Γ€

50



2018 12 31

5

7 5

2023

"

4

22

1

2					
①			1,000	60%	600
	2024	3	5		
②				1,000	
		100%			
			2024	3	12
③				100	
		100%			
			2024	3	26
④					

2

3

4

7

2023 12 31				
4,400,000		9.5268%	2.3461%	
	4,080,000			2022 5 9 2024 5 8 320,000
2023 5 9	2024 5 8			
2023 12 31				
1,000,000		2.1652%	0.5332%	
	2023 10 9	2024 10 8		
2023 12 31				
2,185,000		4.7309%	1.1650%	
	2023 11 16	2024 11 15		
2023 12 31				
3,320,000		7.1884%	1.7702%	
	2022 6 9	2024 6 9		
2023 12 31				
3,260,000		7.0585%	1.7382%	
	2023 7 5	2024 7 4		
2023 12 31				
2,110,000		5.9641%	1.1251%	
	2022 4 26	2024 4 25		
2023 12 31				
2,545,300		7.1945%	1.3572%	
	2,030,000	2023 2 8	2024 2 7	515,300
2023 10 24	2024 10 23			
2023 12 31				
3,210,000		9.0733%	1.7116%	
	2023 11 16	2024 11 15		
2023 12 31				
7,070,000		19.9839%	3.7697%	
	2023 11 16	2024 11 15		

8

1

1

1	1	659,123,972.64
1	2	320,529,923.81
2	3	48,106,615.66
3		68,186,060.70
3	4	5,934,578.39
4	5	24,454,397.76
5		37,797,084.55
		1,095,946,572.81
		697,294,398.71
		142,813,946.61
		16,469,407.62
		76,801,152.56
		29,118,745.18
		21,806,848.92
		25,875,558.46
		933,378,905.50

2

	3,119,451.78	0.28%	3,119,451.78	100.00%						
	1,092,827,121.03	99.72%	123,792,858.66	11.33%	969,034,262.37	933,378,905.50	100.00%	109,664,990.41	11.75%	823,713,915.09
1	874,730,485.50	79.82%	123,792,858.66	14.15%	750,937,626.84	888,089,300.80		109,664,990.41	12.35%	778,424,310.39
2	218,096,635.53	19.90%			218,096,635.53	45,289,604.70				45,289,604.70

	1,095,946,572.81	100.00%	126,912,310.44		969,034,262.37	933,378,905.50	100.00%	109,664,990.41		823,713,915.09
--	------------------	---------	----------------	--	----------------	----------------	---------	----------------	--	----------------

1

				3,119,451.78	3,119,451.78	100.00%	
				3,119,451.78	3,119,451.78		

1

1			486,315,041.80		24,315,752.14	5.00%
1 2			275,999,747.83		27,599,974.78	10.00%
2 3			47,130,063.35		14,139,019.01	30.00%
3 4			5,617,761.25		2,808,880.63	50.00%
4 5			23,693,195.85		18,954,556.68	80.00%
5			35,974,675.42		35,974,675.42	100.00%
			874,730,485.50		123,792,858.66	

3

			3,119,451.78			3,119,451.78
	109,664,990.41		14,127,868.25			123,792,858.66
	109,664,990.41		17,247,320.03			126,912,310.44

	193,478,814.50		193,478,814.50	11.60%	
	75,429,183.00	84,186,781.24	159,615,964.24	9.57%	4,739,562.86
	49,789,245.61	66,802,913.05	116,592,158.66	6.99%	5,433,951.18
	54,969,808.62	41,491,661.40	96,461,470.02	5.78%	3,163,407.05
	20,474,320.73	49,479,706.23	69,954,026.96	4.19%	2,484,931.72
	394,141,372.46	241,961,061.92	636,102,434.38	38.13%	15,821,852.81

2

	557,575,419.85	634,005,134.17
	557,575,419.85	634,005,134.17

1

1

2

3

4

5

2

1

2

1

3

4

5

3

1



2023

	569,094		11,518,	557,575	649,451		15,446,	634,005
	,357.96	100.00%	938.11	,419.85	,512.81	100.00%	378.64	,134.17

5

6

		216,832,729.66	1	38.10%	
		82,985,800.00	1-2 : 43,115,800.00 2-3 : 39,870,000.00	14.58%	7,957,216.44
		77,476,286.31	1 : 44,049,853.43 1-2 : 33,426,432.88	13.61%	
		43,044,741.22	1 : 9,511,360.55 1-2 : 33,038,112.94 2-3 : 495,267.73	7.56%	
		33,985,171.94	1 : 19,680,889.94 1-2 : 14,304,282.00	5.97%	
		454,324,729.13		79.82%	7,957,216.44

7

3

	295,486,343.52	4,811,761.41	290,674,582.1 1	278,895,692.3 2	4,811,761.4 1	274,083,930. 91
	64,449,560.55		64,449,560.55	56,340,514.26		56,340,514.2 6
	359,935,904.07	4,811,761.41	355,124,142.6 6	335,236,206.5 8	4,811,761.4 1	330,424,445. 17

1



6,080,000

..

100,580,0
00.00

100,580,0
00.00

350,000.0
0

350,000.0
0

5,044,000
.00

5,044,000



2023

	290,759,954.96	339,957,728.43
	938,504,295.98	1,455,006,333.94
		5,046,800.26
	12,044,415.41	12,523,185.74
	14,438,211.30	
	8,451,039.88	4,704,036.33
	1,264,197,917.53	1,817,238,084.70

3,433,766,600.00

1,172,620,300.00
2026

2024

1,595,090,200.00

2025

353,725,300.00

5

	10,136,551.25	7,978,307.34
	341,668.57	8,502,676.67
	-2,627,110.15	-6,872,732.14
	-230,035.11	
		1,681,939.15
	7,621,074.56	11,290,191.02

6

1

	-138,544.97	
	2,434,249.64	
	12,175,636.19	
	-1,014,160.81	
	1,417,263.02	
	212,907.47	
	141,589.92	
	14,519,945.68	--

2

		/	/
	3.99%	0.2918	0.2918
	2.92%	0.2122	0.2122

3

1

2

3

4